

**Extract East Herts Residents' Survey 2011**

East Herts Residents' Survey 2011

**Community Safety**

<sup>3.17</sup> When asked about their feelings of safety outside in their local area, the vast majority (94%) of residents said that they feel safe during the day (an increase of 1 percentage point since 2009), with almost three fifths of residents (59%) saying that they feel very safe. Only 2% said that they feel unsafe. However, nearly a fifth of residents (17%) admitted that they feel unsafe outside in their local area after dark. Nevertheless, it is encouraging to note that 7 in 10 residents (70%) say that they feel safe outside in their local areas after dark (an increase of 2 percentage points since 2009).

Figure 11

How safe or unsafe do you feel when outside in your local area during the day?

Base: All Respondents (number of respondents shown in brackets)

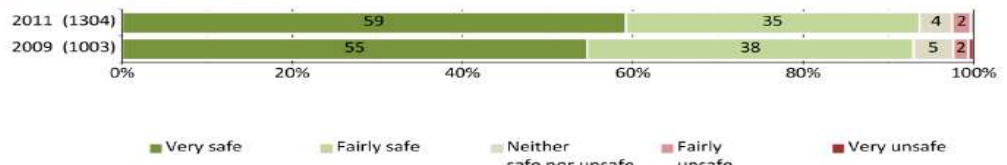
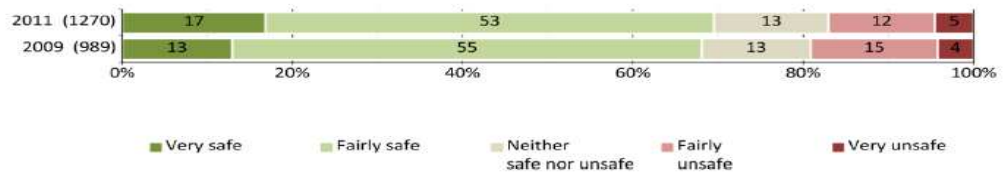


Figure 12

How safe or unsafe do you feel when outside in your local area after dark?

Base: All Respondents (number of respondents shown in brackets)

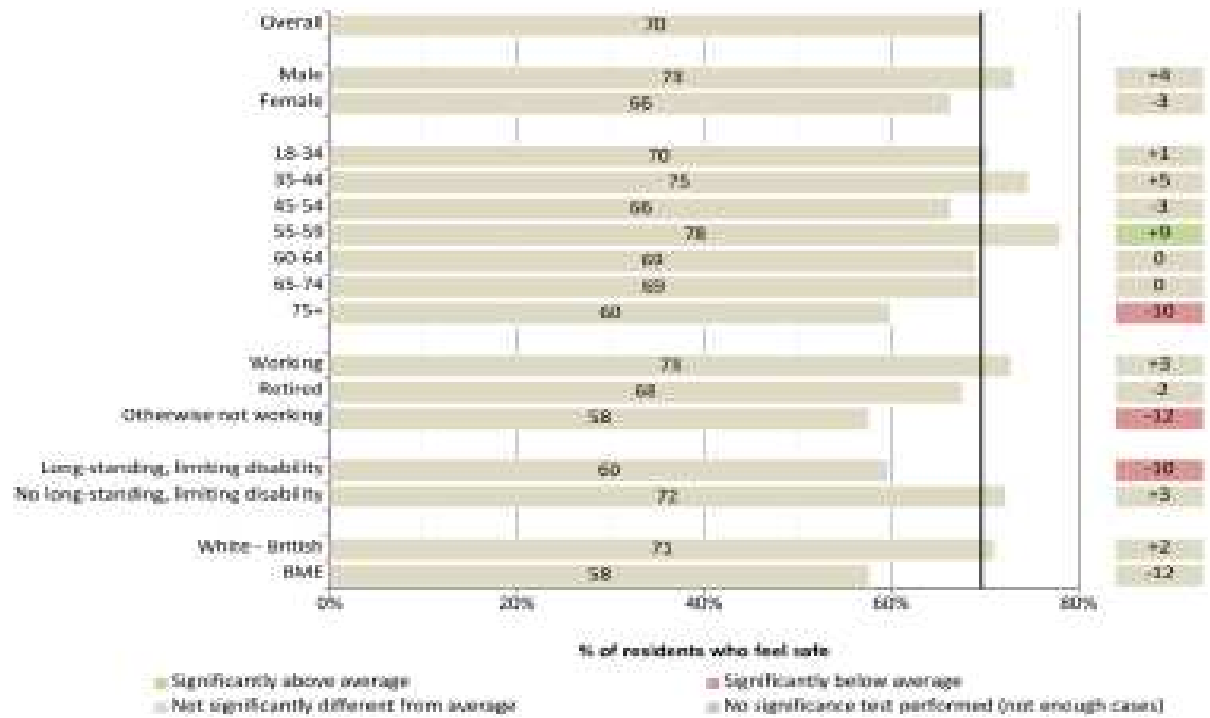


3.18 Residents who are significantly less likely to say that they feel safe after dark are aged 75 and over, otherwise not working and have a longstanding or limiting illness/disability.

Figure 13

How safe or unsafe do you feel when outside in your local area after dark?

Base: Respondents who feel safe (385)



3.19 More than a quarter of residents reported that *teenagers hanging around the streets* (30%), *rubbish or litter lying around* (29%) and *people being drunk or rowdy in public places* (27%) are a big problem. However, 90% or more residents reported *abandoned or burnt out cars* (98%) and *noisy neighbours or loud parties* (90%) as being not a very big problem/not a problem at all.

Figure 14

Thinking about your local area, how much of a problem do you think each of the following are...?

Base: All Respondents (number of 2011 respondents shown in brackets)

